

Partner Performance Report

Scorecards:	Calderdale LAA 2008 - 2011
Outcomes:	3 Safer & Stronger Communities
Priorities:	All Priorities
Indicators/Milestones:	All Indicators and Milestones
Show milestones:	No
Show where results due:	All
Indicator Types:	All Indicator Types
Lead Partners:	All Lead Partners
Lead Officers:	All Lead Officers
CMBC Directorates:	All Directorates
CMBC Services:	All Services
Report Period:	December 2008
Extract produced:	03-Feb-2009 11:02:04
Extract compiled by:	KAY HOBSON

For more information on this report please contact:

Kay Hobson
Tel: 01422 393128
E-mail: kay.hobson@calderdale.gov.uk





Calderdale LAA 2008 - 2011

Outcome: 3 Safer & Stronger Communities

Priority: 3a Reduce crime

December 2008 Period Report

Indicators

Description	Lead		How are we performing and are we improving?								Future Targets	
	Partner	Officer	Baseline	Frequency	Latest Period	Year to date	Forecast /Result	Target	Status	Trend	2009/10	2010/11
NI 016 (LAA2) Number of serious acquisitive crimes per 1000 population	WY Police	Community Safety Manager, Inspector Derek Benn	19.47	Monthly	1.33	13.45	17.93	19.28			19.08	18.89
NI 020 (LAA2) Number of Actual Bodily Harm (assault with injury) crimes per 1000 population	WY Police	Community Safety Manager, Inspector Derek Benn	9.99	Monthly	0.56	5.89	7.85	9.79			9.59	9.39


Calderdale LAA 2008 - 2011

Outcome: 3 Safer & Stronger Communities

Priority: 3b Reassure the public, reducing the fear of crime

December 2008 Period Report

Indicators

Description	Lead		How are we performing and are we improving?								Future Targets	
	Partner	Officer	Baseline	Frequency	Latest Period	Year to date	Forecast /Result	Target	Status	Trend	2009/10	2010/11
NI 035 (LAA2) LSP assessment of Preventing Extremism Projects' performance using a score of 1-5 against 4 main themes	Calderdale Council	Group Director Community Services, Kersten England		Annual (Due Nov 08)								



Calderdale LAA 2008 - 2011

Outcome: 3 Safer & Stronger Communities

Priority: 3c Build Respect in communities and reduce anti-social behaviour

December 2008 Period Report

Indicators


Description	Lead		How are we performing and are we improving?								Future Targets	
	Partner	Officer	Baseline	Frequency	Latest Period	Year to date	Forecast /Result	Target	Status	Trend	2009/10	2010/11
NI 001 (LAA2) The proportion of the adult population who say they agree, or strongly agree that their local area is a place where people from different backgrounds get on well.	Calderdale Council	Group Director Community Services, Kersten England		Annual (Due Feb 09)								
NI 017 Percentage of people who think overall antisocial behaviour is a very big problem or a fairly big problem	Calderdale Council	Head of Housing and Community Support, Mark Thompson		Annual (Due Feb 09)								

Calderdale LAA 2008 - 2011

Outcome: 3 Safer & Stronger Communities

Priority: 3d Empower local people to have a greater voice and influence over local decision making and a greater role in public service de December 2008 Period Report

Indicators

Description	Lead		How are we performing and are we improving?								Future Targets	
	Partner	Officer	Baseline	Frequency	Latest Period	Year to date	Forecast /Result	Target	Status	Trend	2009/10	2010/11
NI 004 (LAA2) The proportion of the adult population who agree that they can influence decisions affecting their local area	Calderdale Council	Group Director Community Services, Kersten England		Annual (Due Feb 09)								


Calderdale LAA 2008 - 2011

Outcome: 3 Safer & Stronger Communities

Priority: 3e Reduce re-offending (through addressing the using and support needs of offenders)

December 2008 Period Report

Indicators

Description	Lead		How are we performing and are we improving?								Future Targets	
	Partner	Officer	Baseline	Frequency	Latest Period	Year to date	Forecast /Result	Target	Status	Trend	2009/10	2010/11
NI 030 (LAA2) Number of convictions recorded against identified Prolific and other Priority offenders (PPOs)	WY Police	Community Safety Manager, Inspector Derek Benn		Annual (Due Apr 09)					15			


Calderdale LAA 2008 - 2011

Outcome: 3 Safer & Stronger Communities




Priority: 3f To strengthen the VCS's role in strategic decision making & in the planning & delivery of public services




December 2008 Period Report




Indicators

Description	Lead		How are we performing and are we improving?								Future Targets	
	Partner	Officer	Baseline	Frequency	Latest Period	Year to date	Forecast /Result	Target	Status	Trend	2009/10	2010/11
NI 007 (LAA2) Percentage of third sector organisations who confirm local statutory bodies in the local area positively or very positively influence their success	Calderdale Council	Group Director Community Services, Kersten England		Annual (Due Jan 09)			15.1					

Glossary

Indicator Term	Description
Baseline	The level of performance that is used as the baseline for the setting of LAA and Reward Element targets.
Frequency	The frequency at which data is collected and entered into the system. Will range from monthly through to annual and biennial indicators. Where indicators are annual or biennial the month in which data is expected is given.
Latest Period	Will be the result for the latest period in the current year for which data is collected and entered into the system where the frequency is greater than annual. Year is defined as running from 1 April to 31 March.
Year To Date	Will be the result for the year to date where the frequency is greater than annual. Year is defined as running from 1 April to 31 March.
Forecast/ Result	This figure is either a forecast of the expected performance for the year or the actual performance for the year where it is available. The figure is a forecast where year to date data is available and we are part way through the year. The figure is a result where the indicator is annual or biennial or it is the final monitor of the year.
Target	The target is the planned level of performance agreed with the Government for indicators in the LAA, mandatory Children & Young People national indicators and Reward Element targets. For other national indicators the target is the planned level of performance that has been agreed locally.
Status	<p>This is the traffic light status for the indicator. The status is determined using three parameters; the forecast/result, the target (see above) and the intervention level. Intervention levels are set at a level of performance that is considered to be a cause for concern where corrective action will be urgently required. They provide the trigger for an indicator receiving a red traffic light.</p> <ul style="list-style-type: none">  = Forecast/result is either at or better than the target  = Forecast/result is worse the target, but is better than the intervention level  = Forecast/result is at or worse than the intervention level

Indicator Term	Description
Trend	<p data-bbox="283 81 2068 154">Indicates whether performance is getting better or worse. It compares the forecast/result of the current year with that of the previous year.</p> <p data-bbox="283 170 2068 219"> = Forecast/result is better than the previous year</p> <p data-bbox="283 235 2068 284"> = Forecast/result is the same as the previous year</p> <p data-bbox="283 300 2068 349"> = Forecast/result is worse than the previous year</p>

Milestone Term	Description
Original due date	The date that was originally agreed by the LSP for the completion of the milestone.
Latest due date	The date that the milestone is now expected to be completed.
Date completed	The date that the milestone was completed.
Status	<p data-bbox="283 690 2068 755">This is the traffic light status for the milestone. The status is determined using the three parameters of original due date, latest due date and date completed.</p> <p data-bbox="283 771 2068 820"> = Milestone completed</p> <p data-bbox="283 836 2068 885"> = Milestone not completed and the latest due date is either on or before the original due date</p> <p data-bbox="283 901 2068 950"> = Milestone not completed and the latest due date is after the original due date</p>