

## Partner Performance Report

<b>Scorecards:</b>	Calderdale LAA 2008 - 2011
<b>Outcomes:</b>	4 Healthier Communities
<b>Priorities:</b>	All Priorities
<b>Indicators/Milestones:</b>	All Indicators and Milestones
<b>Show milestones:</b>	No
<b>Show where results due:</b>	Due
<b>Indicator Types:</b>	All Indicator Types
<b>Lead Partners:</b>	All Lead Partners
<b>Lead Officers:</b>	All Lead Officers
<b>CMBC Directorates:</b>	All Directorates
<b>CMBC Services:</b>	All Services
<b>Report Period:</b>	December 2008
<b>Extract produced:</b>	03-Mar-2009 14:41:01
<b>Extract compiled by:</b>	LYNNE HOULDEN

**For more information on this report please contact:**

Lynne Houlden  
Tel: 01422 392035  
E-mail: [lynne.houlden.@calderdale.gov.uk](mailto:lynne.houlden.@calderdale.gov.uk)







# Calderdale LAA 2008 - 2011

## Outcome: 4 Healthier Communities

### Priority: 4a Improved Health and reduced health inequalities

#### December 2008 Period Report

#### Indicators

Description	Lead		How are we performing and are we improving?								Future Targets	
	Partner	Officer	Baseline	Frequency	Latest Period	Year to date	Forecast /Result	Target	Status	Trend	2009/10	2010/11
NI 120a (LAA2) The directly age and sex standardised mortality rate per 100,000 population, from all causes at all ages (Females).	Calderdale PCT	Deputy Director of Public Health, Paul Butcher	486	Annual (Due Jan 09)			525	494			487	477
NI 120b (LAA2) The directly age and sex standardised mortality rate per 100,000 population, from all causes at all ages (Males).	Calderdale PCT	Deputy Director of Public Health, Paul Butcher	775.5	Annual (Due Jan 09)			707	745			727	709





# Calderdale LAA 2008 - 2011

## Outcome: 4 Healthier Communities




### Priority: 4b Reduce premature mortality rates & reduce inequalities in premature mortality rates




#### December 2008 Period Report




#### Indicators

Description	Lead		How are we performing and are we improving?								Future Targets	
	Partner	Officer	Baseline	Frequency	Latest Period	Year to date	Forecast /Result	Target	Status	Trend	2009/10	2010/11
NI 008 (LAA2) Percentage of adult population (aged 16+) in a local area who participated in sport & active recreation, at moderate intensity, for at least 30 minutes on at least 12 days out of last 4 weeks (equiv to 30 minutes on 3 or more days a week)	Calderdale Council	Head of Recreation, Sport and Streetscene, Brendan Mowforth	22.1	Annual (Due Dec 08)			22.8	24.1			25.1	26.1
NI 053a (LAA2) Percentage of infants being breastfed at 6-8 weeks	Calderdale PCT	Acting Head of Children & Young People's Services, G Harries	29.5	Quarterly	37.9	38.4	38.4	34.8			41	46.9

# Glossary

Indicator Term	Description
Baseline	The level of performance that is used as the baseline for the setting of LAA and Reward Element targets.
Frequency	The frequency at which data is collected and entered into the system. Will range from monthly through to annual and biennial indicators. Where indicators are annual or biennial the month in which data is expected is given.
Latest Period	Will be the result for the latest period in the current year for which data is collected and entered into the system where the frequency is greater than annual. Year is defined as running from 1 April to 31 March.
Year To Date	Will be the result for the year to date where the frequency is greater than annual. Year is defined as running from 1 April to 31 March.
Forecast/ Result	This figure is either a forecast of the expected performance for the year or the actual performance for the year where it is available. The figure is a forecast where year to date data is available and we are part way through the year. The figure is a result where the indicator is annual or biennial or it is the final monitor of the year.
Target	The target is the planned level of performance agreed with the Government for indicators in the LAA, mandatory Children & Young People national indicators and Reward Element targets. For other national indicators the target is the planned level of performance that has been agreed locally.
Status	<p>This is the traffic light status for the indicator. The status is determined using three parameters; the forecast/result, the target (see above) and the intervention level. Intervention levels are set at a level of performance that is considered to be a cause for concern where corrective action will be urgently required. They provide the trigger for an indicator receiving a red traffic light.</p> <ul style="list-style-type: none"> <li> = Forecast/result is either at or better than the target</li> <li> = Forecast/result is worse the target, but is better than the intervention level</li> <li> = Forecast/result is at or worse than the intervention level</li> </ul>

Indicator Term	Description
Trend	<p data-bbox="283 81 2058 154">Indicates whether performance is getting better or worse. It compares the forecast/result of the current year with that of the previous year.</p> <p data-bbox="283 170 1018 211"> = Forecast/result is better than the previous year</p> <p data-bbox="283 227 1039 267"> = Forecast/result is the same as the previous year</p> <p data-bbox="283 284 1018 324"> = Forecast/result is worse than the previous year</p>

Milestone Term	Description
Original due date	The date that was originally agreed by the LSP for the completion of the milestone.
Latest due date	The date that the milestone is now expected to be completed.
Date completed	The date that the milestone was completed.
Status	<p data-bbox="283 665 2058 738">This is the traffic light status for the milestone. The status is determined using the three parameters of original due date, latest due date and date completed.</p> <p data-bbox="283 755 672 795"> = Milestone completed</p> <p data-bbox="283 812 1617 852"> = Milestone not completed and the latest due date is either on or before the original due date</p> <p data-bbox="283 868 1428 909"> = Milestone not completed and the latest due date is after the original due date</p>