

Partner Performance Report

Scorecards:	Calderdale LAA 2008 - 2011
Outcomes:	1 Economy & Enterprise
Priorities:	All Priorities
Indicators/Milestones:	All Indicators and Milestones
Show milestones:	No
Show where results due:	Due
Indicator Types:	All Indicator Types
Lead Partners:	All Lead Partners
Lead Officers:	All Lead Officers
CMBC Directorates:	All Directorates
CMBC Services:	All Services
Report Period:	December 2008
Extract produced:	03-Mar-2009 14:36:53
Extract compiled by:	LYNNE HOULDEN

For more information on this report please contact:

Lynne Houlden
Tel: 01422 392035
E-mail: lynne.houlden.@calderdale.gov.uk




Calderdale LAA 2008 - 2011

Outcome: 1 Economy & Enterprise




Priority: 1a Increasing employment for disadvantaged groups and workless




December 2008 Period Report




Indicators

Description	Lead		How are we performing and are we improving?								Future Targets	
	Partner	Officer	Baseline	Frequency	Latest Period	Year to date	Forecast /Result	Target	Status	Trend	2009/10	2010/11
NI 153 (LAA2) Percentage of Working age people claiming out of work benefits in the worst performing neighbourhoods	Jobcentre Plus	External Relations Manager, Ann Sykes	30.8	Quarterly				29.8			28.5	27

Glossary

Indicator Term	Description
Baseline	The level of performance that is used as the baseline for the setting of LAA and Reward Element targets.
Frequency	The frequency at which data is collected and entered into the system. Will range from monthly through to annual and biennial indicators. Where indicators are annual or biennial the month in which data is expected is given.
Latest Period	Will be the result for the latest period in the current year for which data is collected and entered into the system where the frequency is greater than annual. Year is defined as running from 1 April to 31 March.
Year To Date	Will be the result for the year to date where the frequency is greater than annual. Year is defined as running from 1 April to 31 March.
Forecast/ Result	This figure is either a forecast of the expected performance for the year or the actual performance for the year where it is available. The figure is a forecast where year to date data is available and we are part way through the year. The figure is a result where the indicator is annual or biennial or it is the final monitor of the year.
Target	The target is the planned level of performance agreed with the Government for indicators in the LAA, mandatory Children & Young People national indicators and Reward Element targets. For other national indicators the target is the planned level of performance that has been agreed locally.
Status	<p>This is the traffic light status for the indicator. The status is determined using three parameters; the forecast/result, the target (see above) and the intervention level. Intervention levels are set at a level of performance that is considered to be a cause for concern where corrective action will be urgently required. They provide the trigger for an indicator receiving a red traffic light.</p> <ul style="list-style-type: none">  = Forecast/result is either at or better than the target  = Forecast/result is worse the target, but is better than the intervention level  = Forecast/result is at or worse than the intervention level

Indicator Term	Description
Trend	<p>Indicates whether performance is getting better or worse. It compares the forecast/result of the current year with that of the previous year.</p> <p> = Forecast/result is better than the previous year</p> <p> = Forecast/result is the same as the previous year</p> <p> = Forecast/result is worse than the previous year</p>

Milestone Term	Description
Original due date	The date that was originally agreed by the LSP for the completion of the milestone.
Latest due date	The date that the milestone is now expected to be completed.
Date completed	The date that the milestone was completed.
Status	<p>This is the traffic light status for the milestone. The status is determined using the three parameters of original due date, latest due date and date completed.</p> <p> = Milestone completed</p> <p> = Milestone not completed and the latest due date is either on or before the original due date</p> <p> = Milestone not completed and the latest due date is after the original due date</p>