





Comprehensive Area Assessment

Calderdale Forward Delivery Group 14th July 2009




Objectives.....

- Update the 'emerging picture' which we shared in May
- Clarify the issues which we have 'tagged' for further analysis/work
- Agree how we will fill gaps and engage with you from here



The 'conversation' so far..

- Audit Commission 'emerging picture' shared with partners in May 2009
- gap filling work in May and June, engagement with partners, initial analysis by other regulators
- key evidence – partnership documents, performance information, Place Survey, partner meetings
- This presentation provides a clearer picture of potential strengths (**green tags**) and areas where prospects for improvement are uncertain (**red tags**)
- Still tags at this stage - **NOT FLAGS!!**



The conversation from here....

- Further refine this picture
 - incorporate latest performance information
 - incorporate initial partnership response to early emerging picture issues
 - engage with you further on green and red tag issues
 - join up assessment further with other regulators and jointly agree any potential 'flags'
- Partnership self assessment due late July
- Revisit with CF Delivery Group 8th September
- Issue draft area assessment – late Sept/early Oct
- Share pre-publication assessment – 16th October
- Opportunity for partners to ask for review of assessment
- Publication – 10th December



CAA focuses on....

- Three questions:
 - How well do local partners **understand** the needs and aspirations of their diverse communities?
 - How well do local partners **deliver outcomes** and improvement?
 - What are the **future** prospects for the area?
- Local people's experiences
 - outcomes, not processes
- Four central themes
 - Vulnerability, inequality, sustainability, VFM



... and starts with Calderdale's stated priorities


Seven priority outcomes:

- Safeguarding Calderdale's future and fostering economic prosperity for all
- Improve the quality of our environment and promote respect for Calderdale's heritage
- Prosper as a place where people can feel safe and are encouraged to get involved in shaping their future
- Reduce the amount of preventable ill-health across the population as a whole
- Ensure that people stay in control of their lives and play a full and active role in society
- Flourish as a place where every child and young person thrives, is safe and happy
- Work to ensure that the differences in health, quality of life and economic prosperity between different communities in Calderdale reduce.




The big picture.....

- Partners have identified the big issues affecting people in Calderdale
 - Calderdale's Story of Place (LAA)
 - Joint Strategic Needs Assessment
 - Place Survey – analysis at locality level
- Satisfaction with Calderdale rising, but differs widely between areas
 - 78.4% of residents satisfied with the area as a place to live - over 4% improvement on 2007
 - big differences on satisfaction and priorities depending on where you live, your age and circumstances.
 - 'most needs improving' - activities for teenagers, clean streets, crime levels, congestion
- Some good outcomes being delivered, but need evidence to show that a detailed understanding of local priorities and challenges is resulting in targeted and resourced actions at a local level



Safeguarding Future and Economic Prosperity

- Vulnerable to the effects of the credit crunch – claimant count rising
- Many adults with low or outdated skills
- Economic Task Force leading on a range of interventions
- Need to know how actions are progressing and early impacts
- Impact on dynamic and vibrant town centres?
- How are **skill levels** being improved?



Environment and Heritage

- Recycling rates have improved and streets are cleaner, but not compared to many other areas.
- Sustainable community strategy identifies **sustainability and culture** as key drivers – how will this happen in practice?
- What is being done by partners to address high resident priority of tackling congestion?
- Range of **housing issues** still being explored by AC housing colleagues – affordable housing, decency in private sector, repeat homelessness, strategic housing



Feeling Safe and Shaping Future

- Serious acquisitive crime and violent crime reducing. Slight reductions in perceptions of anti-social behaviour
- **Some successes reported in Integrated offender management**
- Slightly less people feel they can influence decisions in their local area in 2009 (26.4%) compared to 2007 (28%).
- Slight reduction in number of people who feel people from difference backgrounds get on well together. Compares badly with 'nearest neighbours'
- Engagement with third sector – relatively poor results from VCS survey


- What progress are partners making in improving engagement with communities and building community cohesion, including the PREVENT agenda?



Reduce preventable ill-health


- Male and female life expectancy lower than average, with life expectancy lowest in more deprived areas
- Slow progress on female mortality
- Deaths from smoking, heart disease and stroke higher than average
- High rates of admission related to alcohol, binge drinking
- Improved levels of breastfeeding – above ‘nearest neighbours’
- Unlikely to hit target for obesity – year 6 children, but below ‘nearest neighbours’

- What are partners doing to address poor outcomes and tackle health inequalities – how are actions being targetted on areas of greatest need?



Staying in control, full and active lives

- Met targets for supporting people to live independently and social care clients receiving self directed support
- Modernising care services/putting people first high on agenda
- **Picture of variable performance during 2008/2009**
- Scale of plans for 2009/2010



Children and young people

- Attainment at KS2 and KS4 in line with or above national average
- Reduction in NEETs, although did not meet local target
- Progress on teenage conception – one of best performers nationally. Is this sustainable?
- Issues around Looked After Children, substance misuse, suitable accommodation for young offenders and care leavers, bullying, C&YP killed in road traffic accidents
- What are partners doing to address these issues, particularly in relation to vulnerable C&YP?



Narrowing the gaps


‘Narrowing the gap’ by 2020 is a clear partner commitment

- Some good progress in narrowing gaps in educational attainment – early years, free school meals. Less progress for BME groups.
- Current performance shows inequality by gender, deprivation and ethnicity on a range of the ‘desired outcome’ indicators including life expectancy, educational attainment, skills levels, Young people NEET, fear of crime, worklessness
- We need a clear picture of the baselines used by partners for these key indicators, how these translate into measurable targets for 2020 and what that means in terms of annual performance against target (especially where these are not covered by LAA indicators)



Prospects for improvement

- completed review of the Sustainable Community Strategy and affirmed key priorities and actions to improve services
 - finalised delivery action plans for most designated targets
 - put work in hand to strengthen; leadership development, communications, governance and accountability, across the partnership and to review meeting styles and reporting arrangements;
 - worked with the Institute for Voluntary Action Research, supported by IDeA, to start the development of an action plan for more effective partnership working with the VCS that will help improve service delivery
-
- How have partners used information such as the Place Survey and JSNA to reassess priorities?
 - Do partners have the individual and combined capacity to make the desired differences?
 - Are priorities clearly defined?
 - Are resources being shifted effectively to meet identified needs?
 - Are activities being targeted effectively?
 - Are all targets sufficiently challenging?
 - Are performance management arrangements fit for purpose?
 - Are partners taking account of VFM issues?



The conversation from here....

- Further refine this picture
 - incorporate latest performance information
 - assess/incorporate partnership response to initial emerging picture issues
 - assess/incorporate information and data from partnership self assessment (from end July)
 - engage with you further on green and red tag issues
 - join up assessment further with other regulators and jointly agree any potential 'flags'
- Revisit with Delivery Group 8th September
- Issue draft area assessment – late Sept/early Oct
- Share pre-publication assessment – 16th October
- Opportunity for partners to ask for review of assessment
- Publication – 10th December