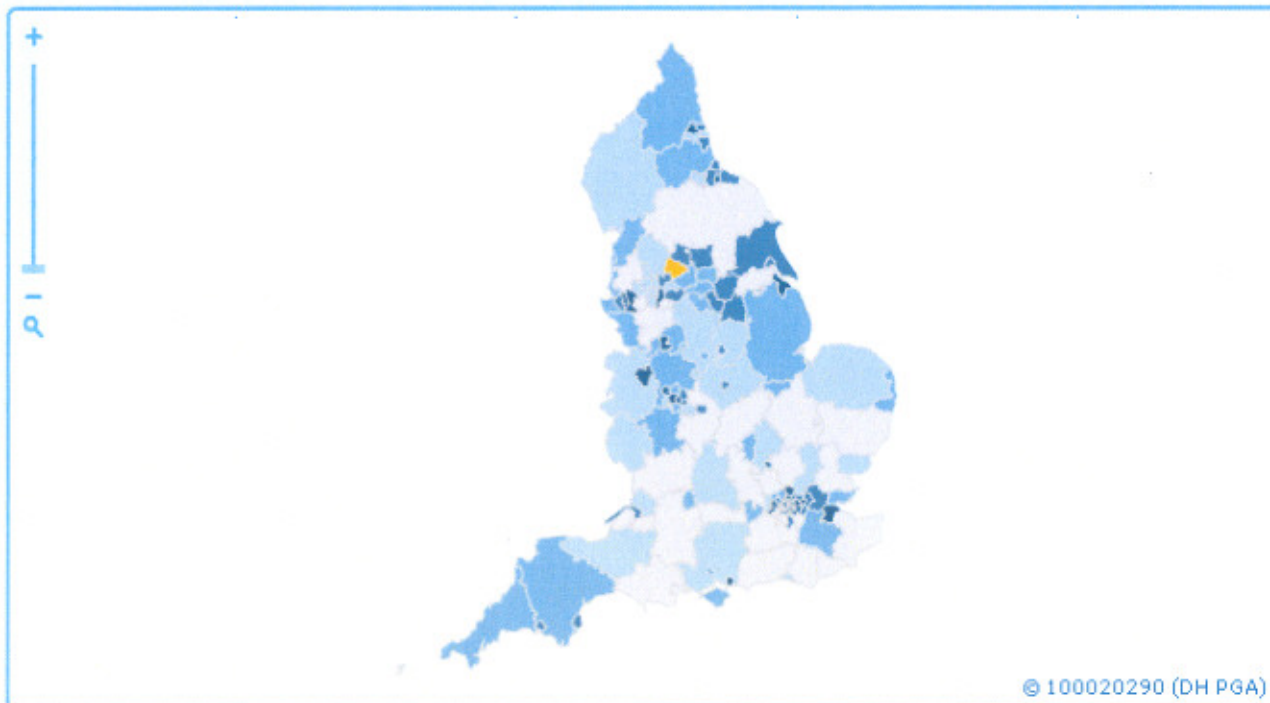


# NOO Primary Care Trust e-Atlas: Child obesity and its determinants



BMI Classification 85th/95th centiles >> Children aged 4-5 years % obese >> 2008/09



© 100020290 (DH PGA)

Primary Care Trusts

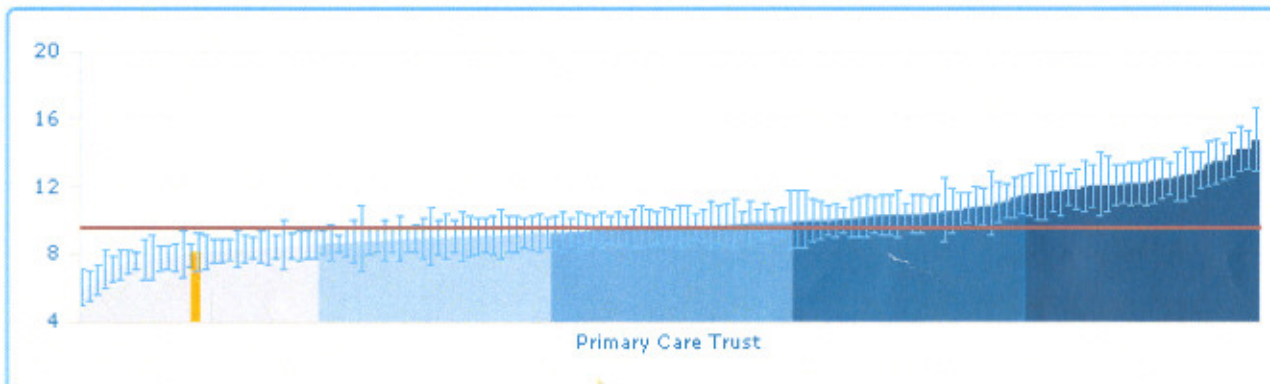
- 5.9 - 8.6
- 8.7 - 9.2
- 9.3 - 9.9
- 10.0 - 11.4
- 11.5 - 14.7

Data

Filter

Help

PCT Name	Indicator Data
Calderdale	8
Cambridgeshire	7.76
Camden	11.55
Central Lancashire	8.52
Central and Easter...	8.58
City and Hackney ...	13.27
Cornwall and Isles...	9.86
County Durham	9.45
County Down	10.50

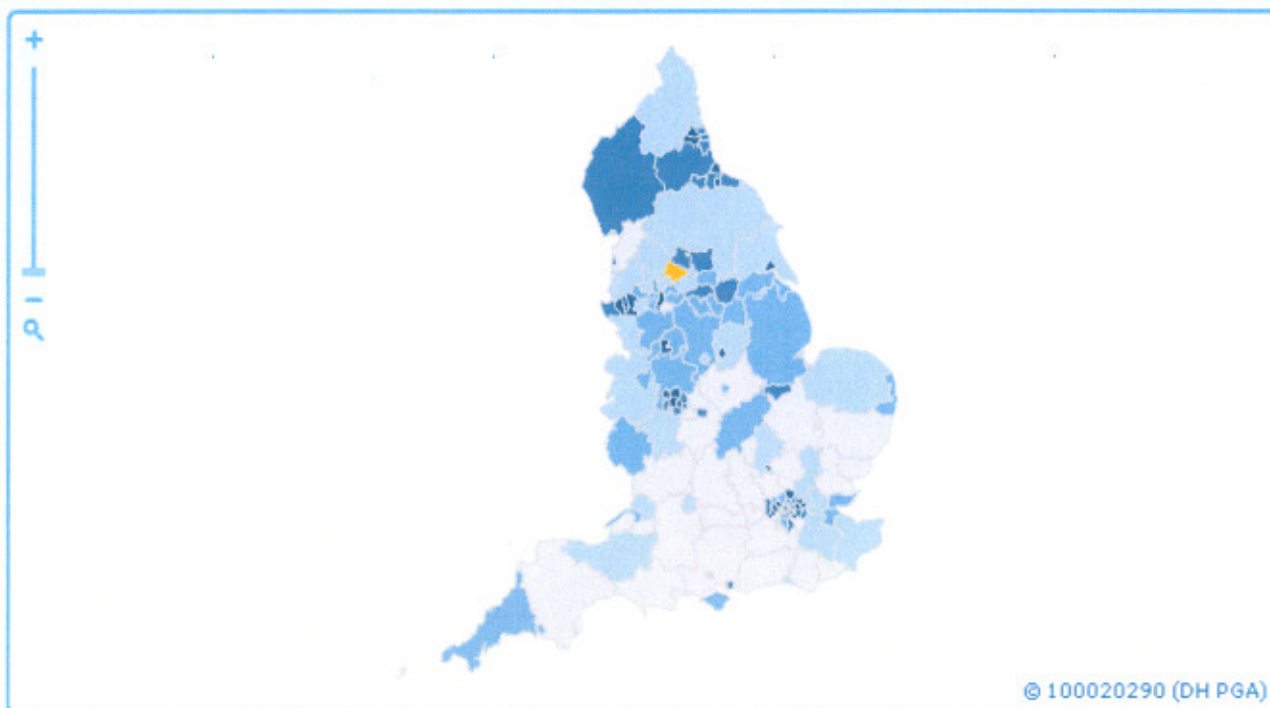


Region Name	Indicator Data
London	11.23
North East	10.2
North West	9.6
South East	8.7
South West	8.92
West Midlands	10.11
Yorkshire and The ...	9.58

# NOO Primary Care Trust e-Atlas: Child obesity and its determinants



BMI Classification 85th/95th centiles >> Children aged 10-11 years % obese >> 2008/09



Primary Care Trusts

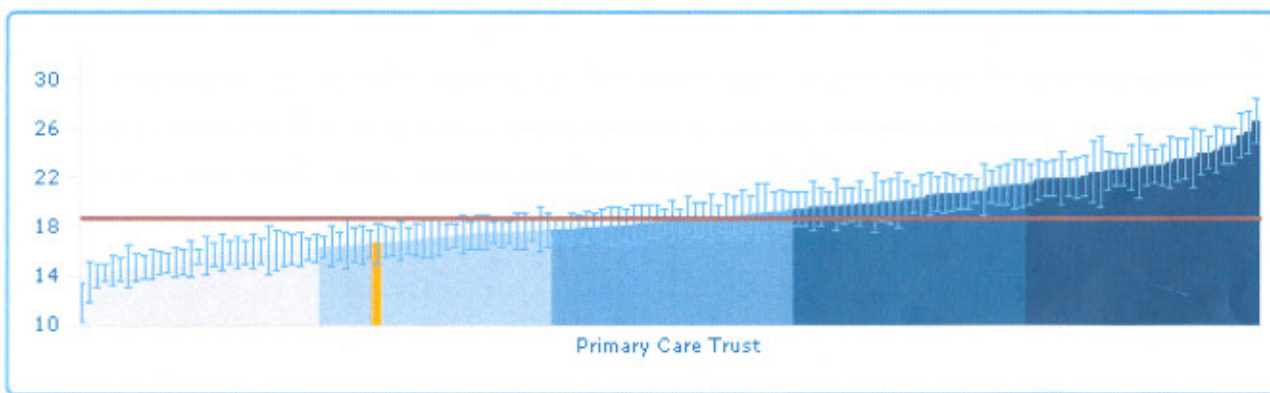
- 11.7 - 16.3
- 16.4 - 17.8
- 17.9 - 19.4
- 19.5 - 21.4
- 21.5 - 26.6

**Data**

**Filter**

**Help**

PCT Name	Indicator Data
Calderdale	16.59
Cambridgeshire	15.69
Camden	20.09
Central Lancashire	17.19
Central and Easter...	17.94
City and Hackney ...	23.98
Cornwall and Isles...	17.88
County Durham	20.26
County of Tees...	19.45



Region Name	Indicator Data
London	21.28
North East	20.38
North West	18.86
South East	16.02
South West	16.26
West Midlands	19.74
Yorkshire and The ...	18.6